



The Incredible Tale of Robot Boy

VISUAL GUIDE

What is a Visual Guide?

A visual guide gives you lots of information about Z-arts and the show you are going to see, using pictures and accessible text.

They are suitable for anyone who would benefit from a clear and accessible introduction to Z-arts and the show you have booked to see.




How Do I Watch The Show?

You will be sent a Vimeo link.


When you click on the link, you will be asked for the password.

The password is:


Enter the password and enjoy the show!



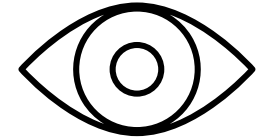
What to expect in the show



The film is set in a modern laboratory where the scientists and assistants work.



You can enjoy watching them make a brain as part of their work and using it to bring to life a Robot Boy puppet.



You can watch him play and see his dreams comes to life!

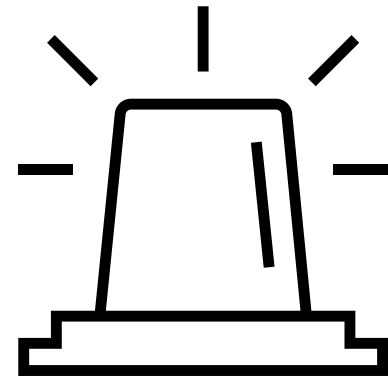
What to expect in the show

Towards the end of the film (30.07) there is an alarm and flashing light lasting a few seconds.

This is when the Government tells the scientists their experiment must be terminated.

This only lasts for a few moments.

You can turn down the volume at any point in the show if you wish to.



Do you have any other questions about the show?

Please get in touch!



@Z_arts_mcr #BIDigiFest



tiffany@z-arts.org

We hope you enjoy the show!