

PLAY-ALONG plink&BOO

PROP 1

ACTIVITY PACK



PRINT: YOUR TICKET

COLOUR
ME IN!



OR...

if you don't have a printer, you can...



COPY THE TICKET YOURSELF

PLAY-ALONG **plink&BOO**


PROP 2

ACTIVITY PACK



PRINT: TIARA PICTURE

**COLOUR
ME IN
PINK!**



OR...

if you don't have a printer, you can...



COPY THE PICTURE YOURSELF

PLAY-ALONG **plink&BOO**


PROP 3

ACTIVITY PACK



PRINT: CAR PICTURE

**COLOUR
ME IN
BLUE!**



OR...

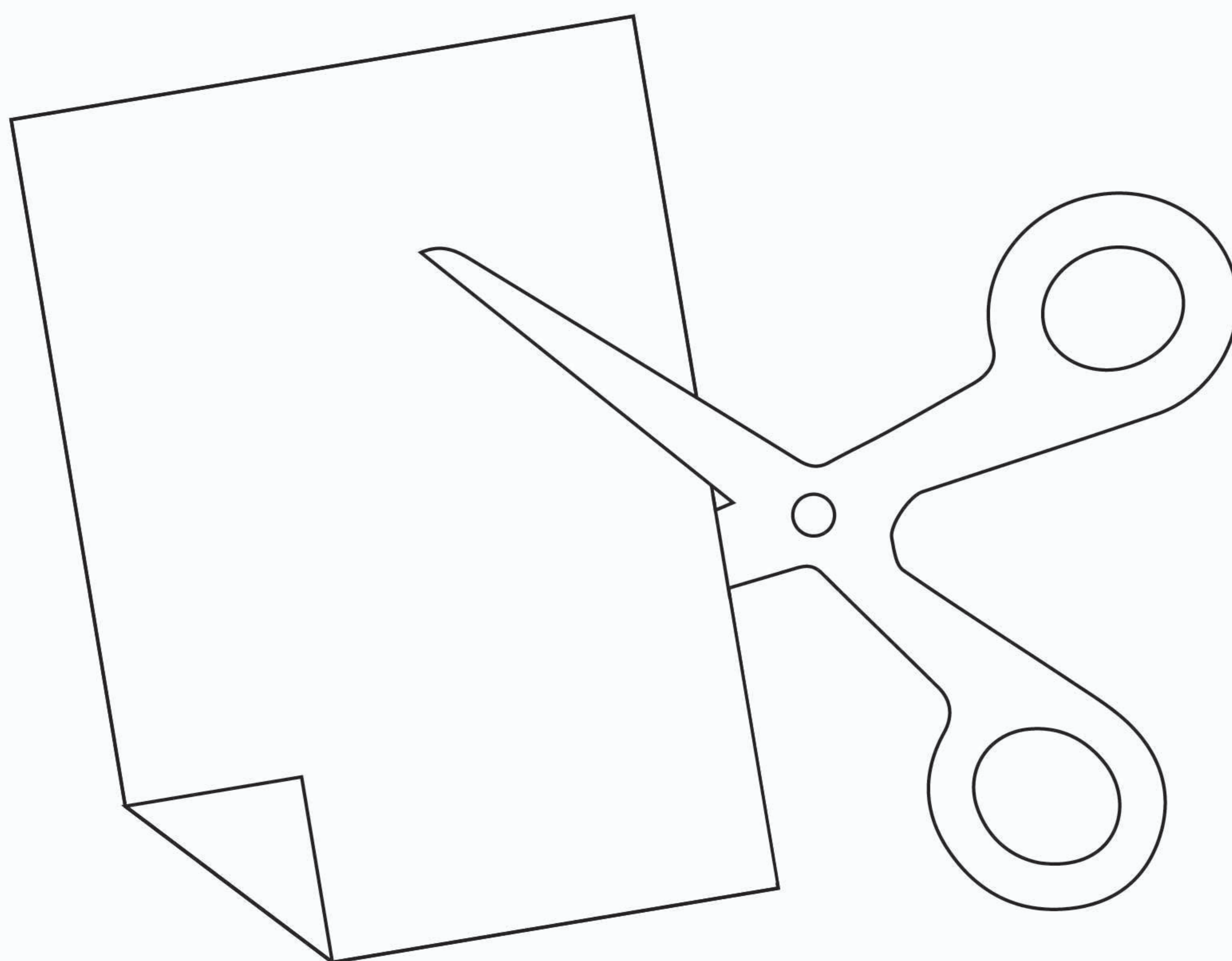
if you don't have a printer, you can...



COPY THE PICTURE YOURSELF



MAKE: CONFETTI



- 1 FIND SOME COLOURED PAPER
- THIS COULD BE: TISSUE / WRAPPING PAPER / MAGAZINE
- 2 CUT IT INTO PIECES TO MAKE
2 HANDFULS OF COLOURFUL CONFETTI


KEEP IT IN A BAG OR BOX:



PLAY-ALONG plink&BOO

PROP 5

ACTIVITY PACK



MAKE: RAINBOW PLAY BOX

1 FIND A BOX IN YOUR HOME

- THIS COULD BE:

A SHOE BOX?

A CARDBOARD BOX?

A TUPPERWARE BOX?


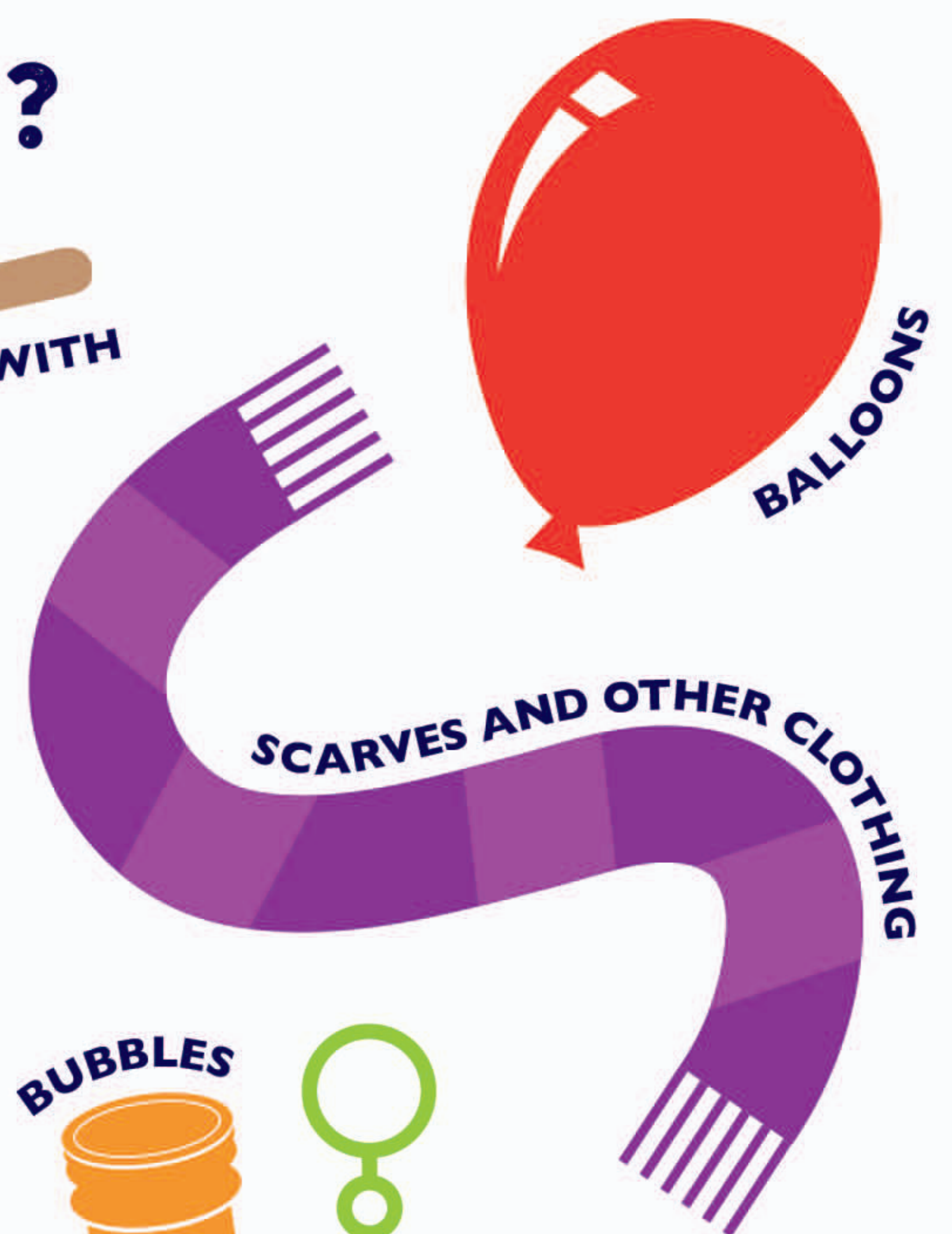
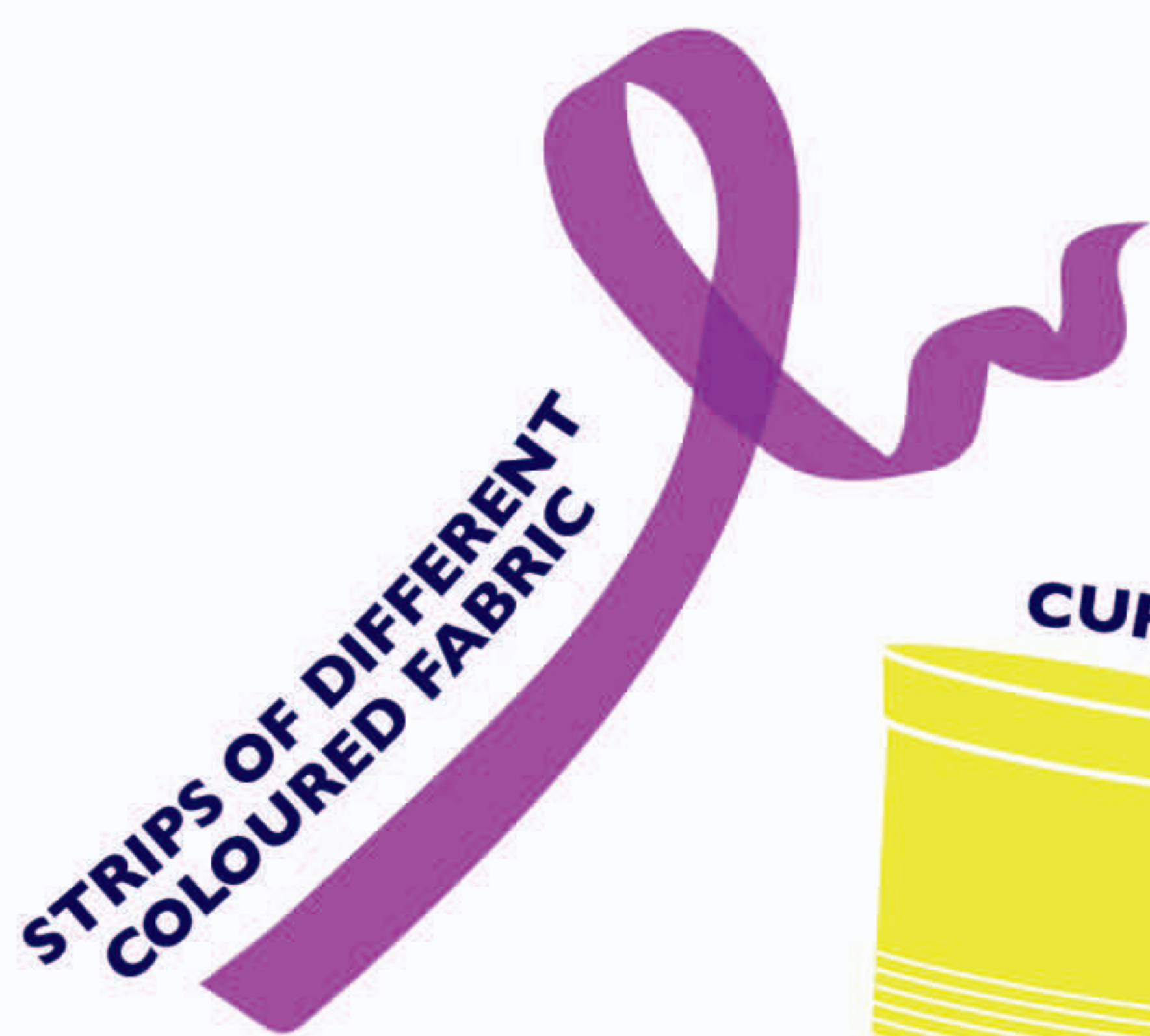
2 FILL IT WITH DIFFERENT COLOURED OBJECTS FOR YOUR CHILD TO HAVE FUN WITH

3 WRAP THE BOX IN BROWN PAPER, NEWSPAPER OR WRAPPING PAPER, IF YOU HAVE ANY



**DRAW & COLOUR
A RAINBOW
ON YOUR BOX**

WHAT COULD GO INSIDE?



TRY TO FIND AN OBJECT FOR EACH COLOUR IN THE RAINBOW



WHEN & HOW TO USE THESE PROPS

- ★ **HAVE YOUR PROPS READY AT THE START OF THE FILM. TRY NOT TO LET YOUR CHILD SEE THEM IF YOU CAN!**
- ★ **WHEN IT'S TIME TO GET OUT YOUR FIRST PROP, YOU'LL SEE A PICTURE OF IT IN THE TOP CORNER OF THE SCREEN. THE PERFORMERS WILL PASS THEIR PROP TOWARDS YOU AT HOME, AT WHICH POINT YOU CAN GIVE YOUR REAL LIFE VERSION TO YOUR CHILD TO PLAY WITH.**
- ★ **YOUR CHILD CAN PLAY ALONG WITH WHAT THE PERFORMERS DO ON THE SCREEN, OR THEY CAN INVENT THEIR OWN GAMES WITH THEIR PROPS!**



WE'D LOVE TO SEE ANY PICTURES OF YOU AND YOUR CHILDREN WATCHING AND PLAYING ALONG WITH THIS SHOW! FEEL FREE TO SHARE THEM WITH US AT:

 **@cantsitstilltheatre**

 **@CSS_theatre**

 **@cant_sit_still_theatre**