



## **Z-arts Technical Specification**

Z-arts  
335 Stretford Road  
Manchester  
M15 5ZA

Telephone: 07758 666362

Email: [stacey@z-arts.org](mailto:stacey@z-arts.org)

Technical Manager: Stacey Choudhury-Potter

# Table of Contents

LX Control and Luminaries.....	3
Sound.....	5
Stage Dimensions.....	7
Images of the Theatre .....	8
Load in & Parking info .....	11
Standard Rig Plan.....	13
Blank Grid Plan.....	17
Health and Safety.....	18

## LX Control

- ETC Element
- 96 2.5K CompuDim by CompuLite Dimmers, Hard Patched

## Luminaries – Theatre

### Fresnel's

- 3 X Robert Juliat, 329HF - **2.5KW**/ Fresnel with Barn doors  
[http://www.robertjuliat.com/Product\\_Specifications/Fiches\\_EN/Standard/DSEN023\\_329HF.pdf](http://www.robertjuliat.com/Product_Specifications/Fiches_EN/Standard/DSEN023_329HF.pdf)
- 3 X Philips Selecon, Arena Theatre Fresnel - **2.5KW**  
Fresnel with Barn doors  
[http://www.strandlighting.com/clientuploads/directory/downloads/selecon\\_arena\\_theatre\\_fresnel%20230V.pdf](http://www.strandlighting.com/clientuploads/directory/downloads/selecon_arena_theatre_fresnel%20230V.pdf)
- 11 X Robert Juliat 310HF **1.2KW** Fresnel with Barn doors  
[http://www.robertjuliat.com/Product\\_Specifications/Fiches\\_EN/Standard/DSEN005\\_310HF.pdf](http://www.robertjuliat.com/Product_Specifications/Fiches_EN/Standard/DSEN005_310HF.pdf)
- 14 X Robert Juliat 310HPC **1.2KW** PC with Barn doors  
[http://www.robertjuliat.com/Product\\_Specifications/Fiches\\_EN/Standard/DSEN007\\_310HPC.pdf](http://www.robertjuliat.com/Product_Specifications/Fiches_EN/Standard/DSEN007_310HPC.pdf)
- 6 X Selecon Fresnel **1.2KW** Fresnel with Barn doors  
[http://www.seleconlight.com/images/stories/files/discontinued/metric/1200\\_fresnel.pdf](http://www.seleconlight.com/images/stories/files/discontinued/metric/1200_fresnel.pdf)
- 6 X Selecon Acclaim **650W** Fresnel  
<http://www.dbn.co.uk/wp-content/uploads/2011/06/Selecon-Acclaim-Fresnel-Manual.pdf>

## Zoom Profiles

- 8 X Robert Juliat **1.2KW** Profile 613 28/54  
[http://www.robertjuliat.com/Product\\_Specifications/Fiches\\_EN/Standard/DSEN045\\_613SX.pdf](http://www.robertjuliat.com/Product_Specifications/Fiches_EN/Standard/DSEN045_613SX.pdf)
- 8 X Robert Juliat **1.2KW** Profile 614 16/35  
[http://www.robertjuliat.com/Product\\_Specifications/Fiches\\_EN/Standard/DSEN049\\_614SX.pdf](http://www.robertjuliat.com/Product_Specifications/Fiches_EN/Standard/DSEN049_614SX.pdf)
- 12 X Selecon **1.2KW** Profiles 28/52 Zoomspot  
<http://www.seleconlight.com/classic/files/english/1200%20zoomspot.pdf>

## Other

- 17x 750w ETC Source 4 Par with selection of lenses  
<http://alss1.com/wp-content/uploads/2013/08/S4-PAR.pdf>
- 10x 650w ETC Source 4 Par with selection of lenses  
<http://alss1.com/wp-content/uploads/2013/08/S4-PAR.pdf>
- 4 X Selecon 4 way 1.2K Cyc Batons  
[http://www.seleconlight.com/index.php?option=com\\_virtuemart&page=shop.product\\_details&flypage=shop.flypage.p3&category\\_id=129&product\\_id=57](http://www.seleconlight.com/index.php?option=com_virtuemart&page=shop.product_details&flypage=shop.flypage.p3&category_id=129&product_id=57)

# **Sound - Theatre**

## **Theatre**

- 1 X Allen & Heath SQ-6 Digital Mix Console  
<http://www.allen-heath.com/ahproducts/sq-6/>
- 1 X Twin CD Player
- 3 X Nexo 'PSTD' Controller
- 2 X Nexo DTD-AMP4x0.7
- 1 X Crown 'K2' Power Amplifiers
- 4 X Nexo 'PS10' Speakers (FIXED FOH)
- 4 X Nexo 'Ls500' Sub Bass Speakers (FIXED FOH)
- 2 X Achat 110W Power Speakers (Monitors)

## **Microphones**

- 4 x Sennheiser EW100 Receivers; 4 x Sennheiser SK100 Bodypack Transmitters; 4 x Headset Mics
- 2 x Sennheiser E845 Super Cardioid Vocal Mic
- 2 x Shure SM58
- 2 X Shure Beta 58
- 1 x Rode M2 Hand held Condenser
- 2 x Rode M5 Condensers

## **D.I. Boxes**

- 1 X ProAV2 (Stereo) DI Box
- 1 X Stereo D.I. Box

## **Audio Interface**

- Focusrite Saffire Pro 24

Please note FoH sound system is hardwired, for more information please discuss.

## **Sound - Portable**

- 2 X JBL Eon10 110W Power Speakers

## **Other**

- 4 Boom Microphone Stands
- Soundcraft Ghost 32 channel analogue Mixing desk
- 1 X Allen and Heath 14/4/2 Channel Mix Console
- 2 X Opal 30 Band Graphic Equalisers
- 1 X Yamaha 'REV500' Digital Reverberator

## **A.V.**

- Vivitek DX6831 DLP 3D Projector 8k lumen  
<http://www.vivitek.eu/Category/Discontinued-Projectors/123/DX6831->
- Optoma X303 3D Projector 3k lumen
- Projection Screen / CYC / 8m wide / 5m High / Fixed Upstage Retractable
- QLAB 3 for playback

Playback Computer

OS X Yosemite

**iMac** (21.5 – Inch, Late 2013)

**Processor** 2.9Ghz Intel Core i5

**Memory** 16GB 1600 MHz DDR3

**Graphics** NVIDIA GeForce GT 750M 1024 MB

Unique Hazer

## **Stage Dimensions**

### **Seating bank to CYC (minus temporary ground row)**

- 10.5m Depth
- 14.71m Width
- 5.5m Height to TWG (Tension Wire Grid)
- 6.7m Height to IWB

### **Setting line to CYC**

- 8.8m Depth

### **Setting line to back wall (CYC retracted)**

- 9.1m Depth

### ***Seating Retracted***

- 17m Depth
- 14.71m Width
- 11.25m Width from retracted stairs left and right

### **Scene Dock**

- 4.24m Depth
- 5m Width

Full length Cyc Up stage for projection.



Seating Bank = 213

Maximum Seating capacity (Bank + temporary ground row) =  
225

*\*Please note: maximum seating capacity includes temporary ground row on stage floor.*


Approximate Standing Capacity = 300

## Images of the Theatre






## In the grid



## From Control Position



## Stage with Seating retracted






**Load in (Ancroft Street, off Ellis Street, M15 5JW, rear of building).**

**Pay & display parking Monday – Friday. Free parking between the hours of 6pm Friday – 8am Monday.**

**Please park in the designated loading bay for your get in. Once complete you will need to move to a pay and display bay in the surrounding area.**

### **Dock Doors**





### **Doors**

**2.4m (7'9") Width**

**3.2m (10'5") Height**

### **Lift**

**1.4m (4'6") Width**

**1.5m (4'9") Depth**

### **Stairs**

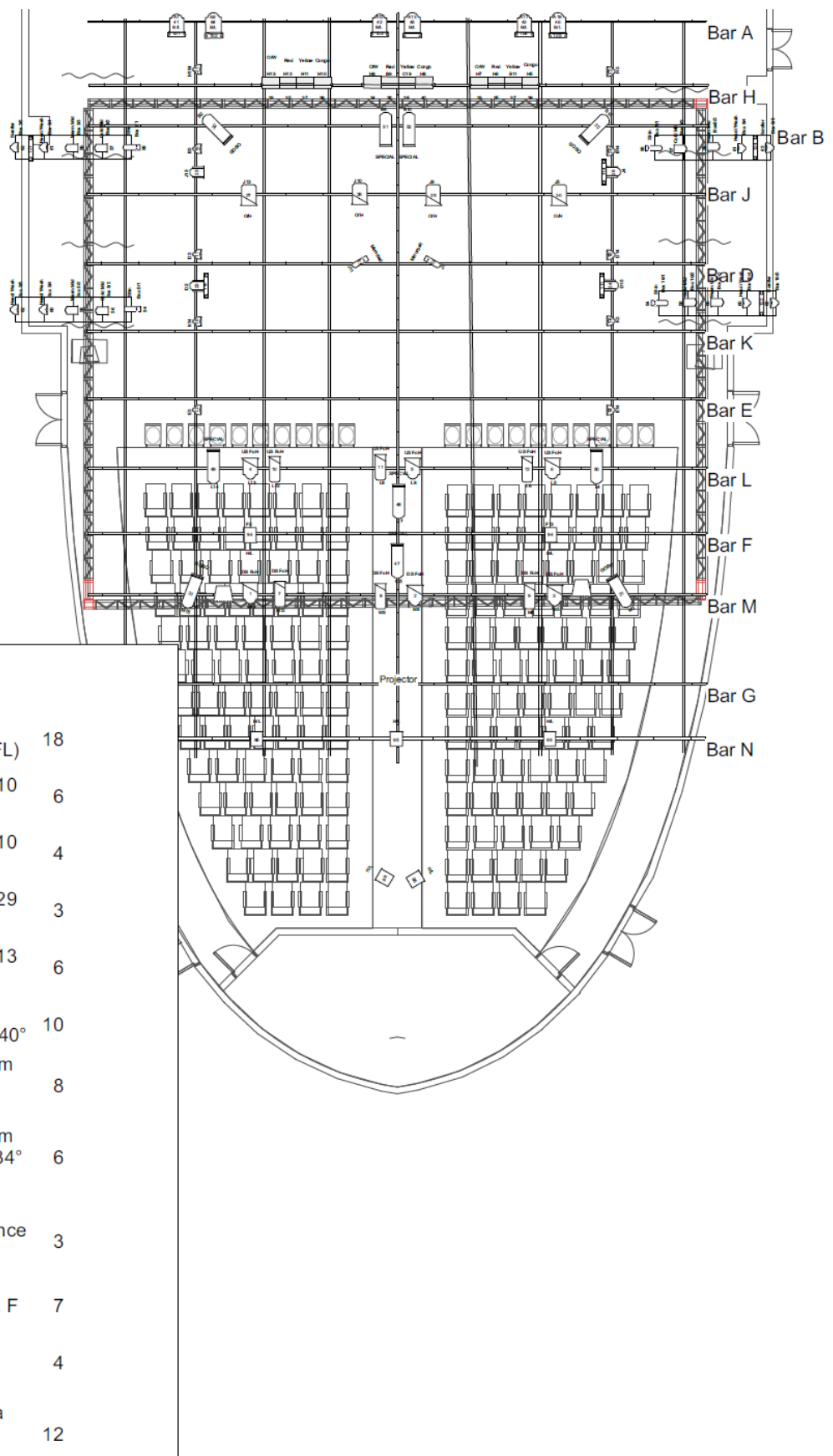
**1.1m (3'6") Width**

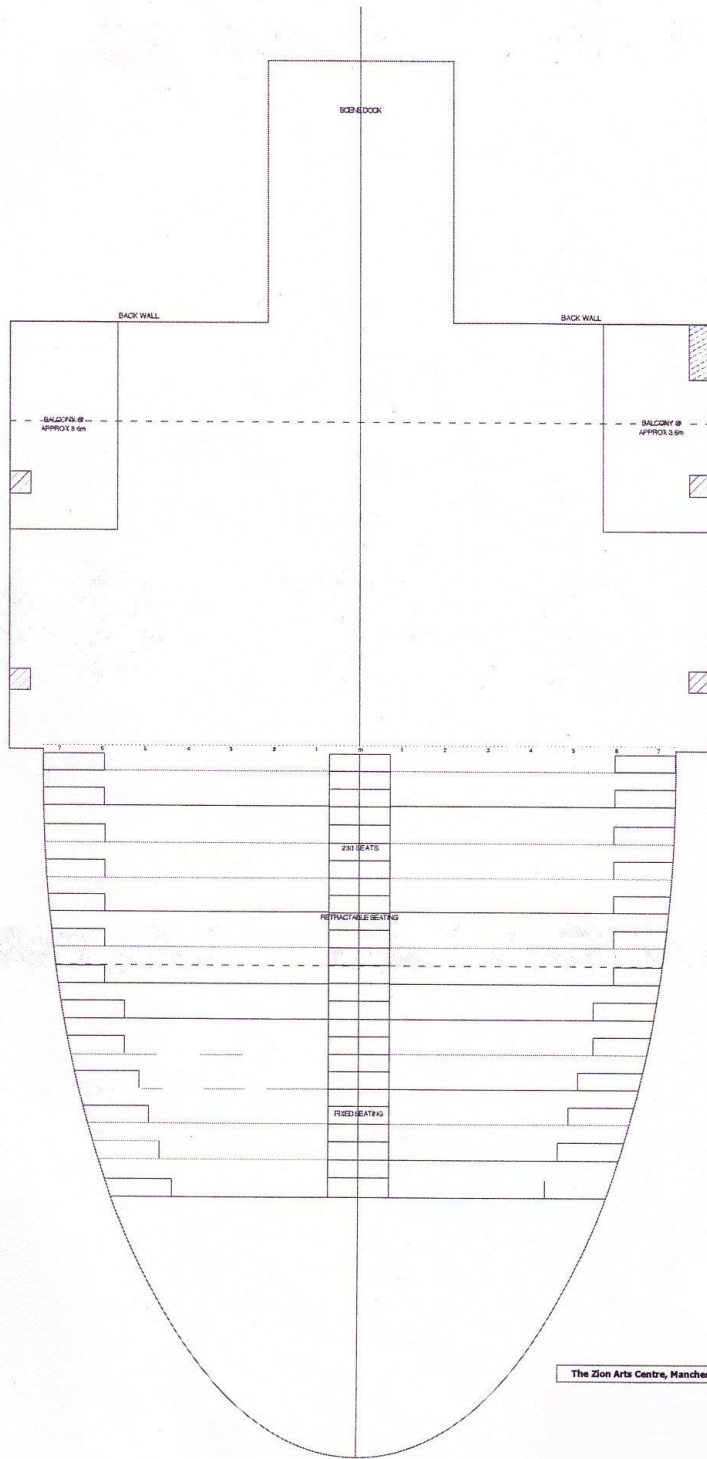
### **Dock**

**4.25m (13'95") Depth (from top of stairs and lift)**

**5m (16'4") Width**

# Standard rig





# Bar 13



A

A

A/2 A/3 A/1 A/5 A/4 A/6 A/8 A/9 A/10 A/7 A/12 A/11

A/13 A/15 A/16 A/17 A/14 A/18 A/19 A/20 A/22 A/23 A/24 A/21

## Key

Internally Wired  
Bar reference

A

H

B

H/16 H/15 H/14 H/13 H/12 H/11 H/10 H/9

A/19 H/8 H/7 H/6 H/5 H/4 H/3 H/2 H/1

Bar 10

B

B/1 B/2 B/3 B/4 B/5 B/6 B/7 B/8

A/18 B/9 B/10 B/11 B/12 B/13 B/14 B/15 B/16

J

D

J/16 J/15 J/14 J/13 J/12 J/11 J/10 J/9

A/16 J/8 J/7 J/6 J/5 J/4 J/3 J/2 J/1

Bar 8

D

D/1 D/2 D/3 D/4 D/5 D/6 D/7 D/8

A/14 D/9 D/10 D/11 D/12 D/13 D/14 D/15 D/16

K

E

K/16 K/15 K/14 K/13 K/12 K/11 K/10 K/9

A/12 K/8 K/7 K/6 K/5 K/4 K/3 K/2 K/1

Bar 6

E

E/1 E/2 E/3 E/4 E/5 E/6 E/7 E/8

A/10 E/9 E/10 E/11 E/12 E/13 E/14 E/15 E/16

L

F

L/16 L/15 L/14 L/13 L/12 L/11 L/10 L/9

A/8 L/8 L/7 L/6 L/5 L/4 L/3 L/2 L/1

Bar 4

F

F/1 F/2 F/3 F/4 F/5 F/6 F/7 F/8

A/6 F/9 F/10 F/11 F/12 F/13 F/14 F/15 F/16

Bar 3

G

M/16 M/15 M/14 M/13 M/12 M/11 M/10 M/9

A/4 M/8 M/7 M/6 M/5 M/4 M/3 M/2 M/1

Bar 2

G

G/1 G/2 G/3 G/4 G/5 G/6 G/7 G/8

A/2 G/9 G/10 G/11 G/12 G/13 G/14 G/15 G/16

Bar 1

N

N/12 N/11 N/10 N/9 N/8 N/7

N/6 N/5 N/4 N/3 N/2 N/1

**Key**

Internally Wired  
Bar reference

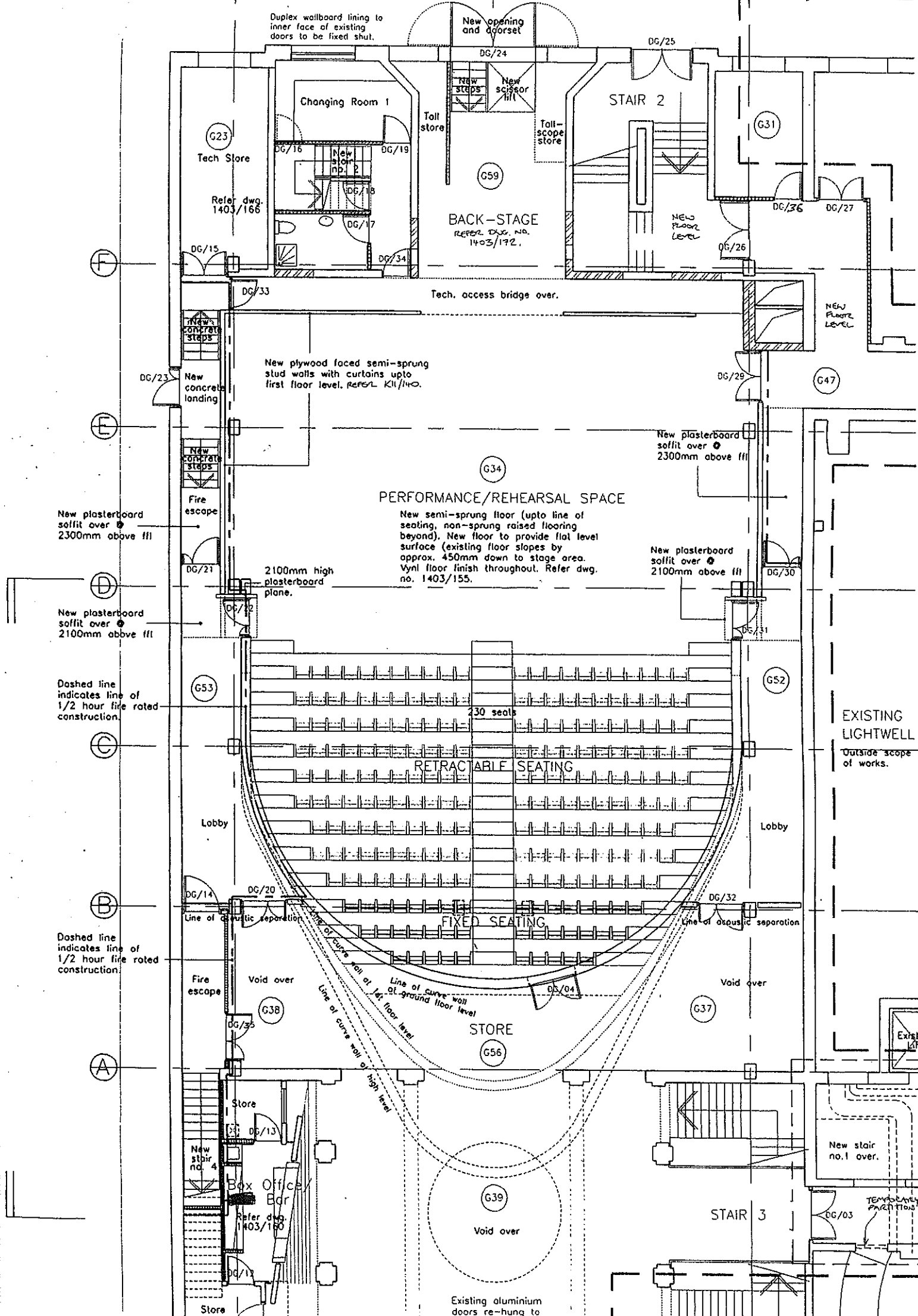
**A**

15 Amp Socket  
Outlet

Patch Reference  
Numbers

**A/22**





Duplex wallboard lining to inner face of existing doors to be fixed shut.

New opening and doorset

Changing Room 1

STAIR 2

BACK-STAGE  
REFER. DWG. NO. 1403/172.

PERFORMANCE/REHEARSAL SPACE

New semi-sprung floor (upto line of seating, non-sprung raised flooring beyond). New floor to provide flat level surface (existing floor slopes by approx. 450mm down to stage area. Vynl floor finish throughout. Refer dwg. no. 1403/155.

RETRACTABLE SEATING

FIXED SEATING

STORE

STAIR 3

EXISTING LIGHTWELL  
Outside scope of works.

G23  
Tech Store

Refer. dwg. 1403/166

G59

G31

G34

G47

G53

G52

G38

G37

G39

New plasterboard soffit over 2300mm above flt

New plasterboard soffit over 2100mm above flt

Dashed line indicates line of 1/2 hour fire rated construction.

Dashed line indicates line of 1/2 hour fire rated construction.

New plywood faced semi-sprung stud walls with curtains upto first floor level. REFER. K11/140.

New plasterboard soffit over 2300mm above flt

New plasterboard soffit over 2100mm above flt

2100mm high plasterboard plane.

Fire escape

Void over

Void over

Void over

Store

New stair no. 4

Box Office Bar  
Refer. dwg. 1403/166

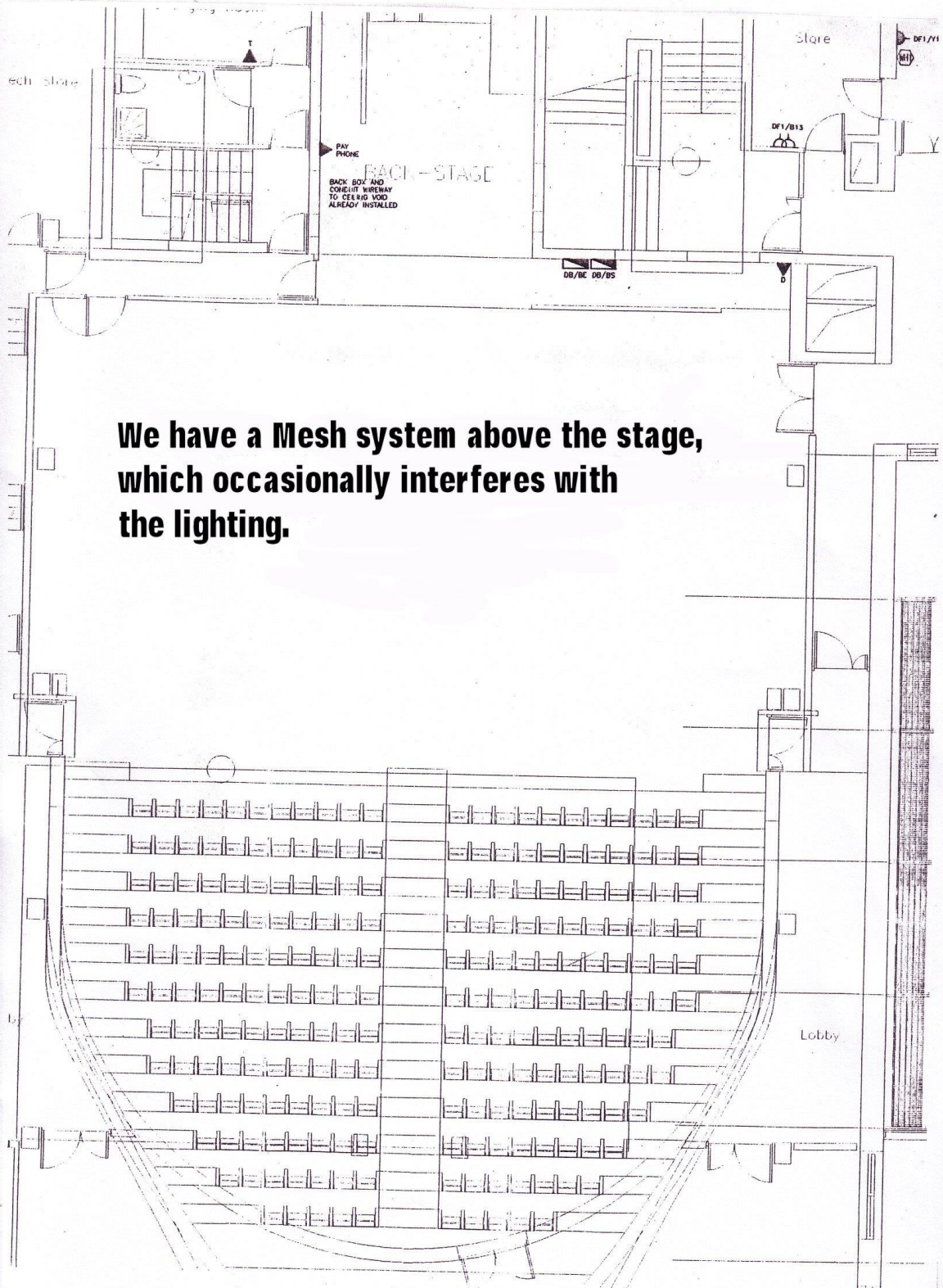
Store

New stair no. 1 over.

TEMPORARY PARTITION

Existing aluminium doors re-hung to





**We have a Mesh system above the stage,  
which occasionally interferes with  
the lighting.**

## **Health and Safety**

- Electrical equipment brought into the theatre must have an up to date PAT test Certificate.
- PPE must be worn whilst unloading and working in the grid.
- A Tech Spec must be provided 6 weeks prior to a performance.
- A Risk Assessment must be provided 6 weeks prior to a performance.
- All set/props/materials must be fire retardant.
- Strictly no naked flame allowed.
- Please inform of any use of SFX including haze machines or strobe lighting.
- All visiting technicians must be competent and understand the rules and regulations for working in a theatre.
- H&S regulations must be followed at all times.
- No food or drink allowed onstage. Bottled water only.